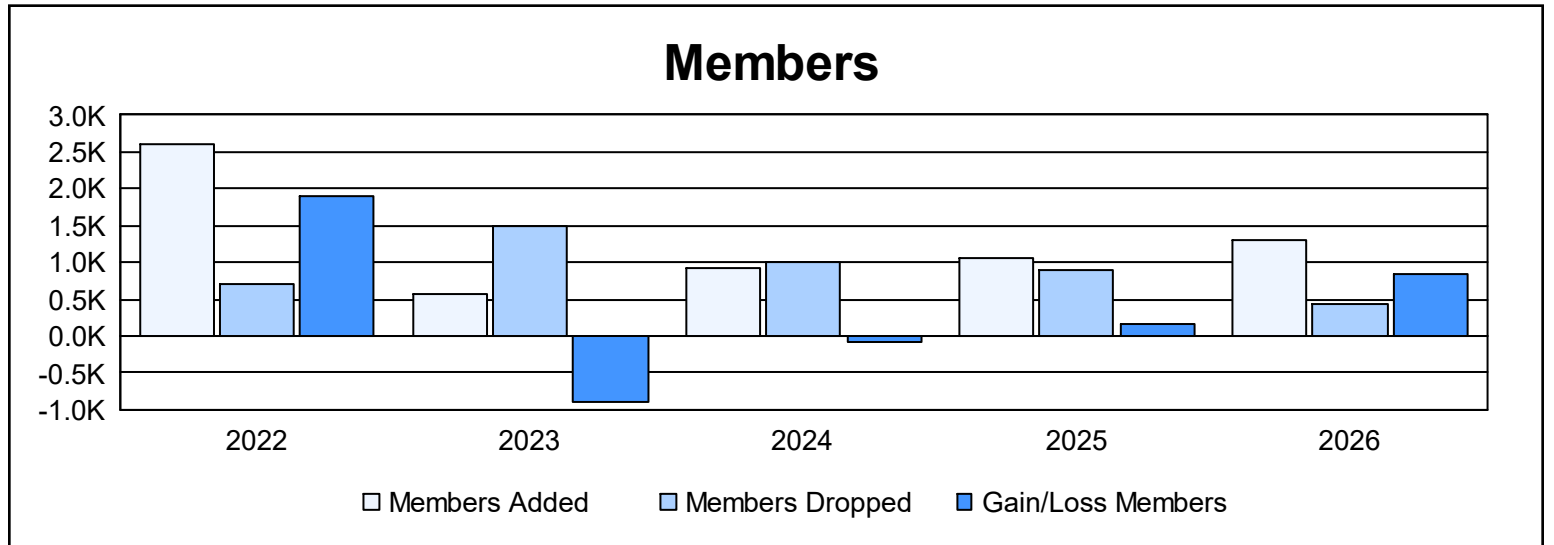
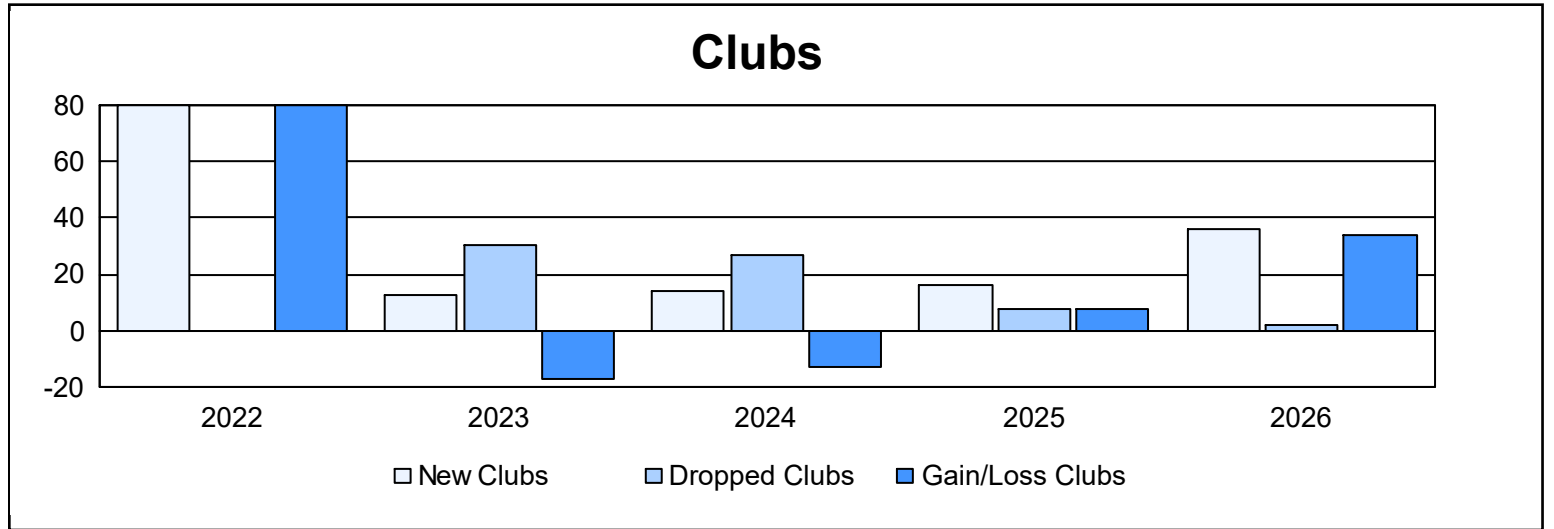
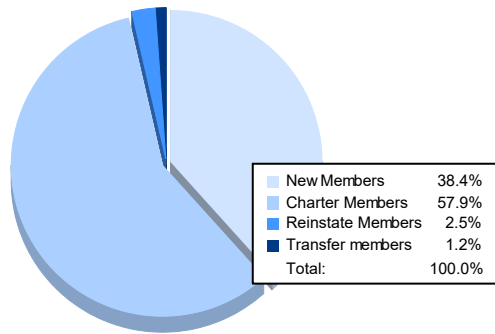


Year	New Clubs	Dropped Clubs	Gain/ Loss Clubs	New Members	Charter Members	Reinstate Members	Transfer Members	Total Member Added	Total Members Dropped	Gain/ Loss Members
2021-2022	80	0	80	544	2,033	24	11	2,612	702	1,910
2022-2023	13	30	-17	217	318	20	24	579	1,488	-909
2023-2024	14	27	-13	498	361	44	29	932	1,016	-84
2024-2025	16	8	8	637	322	57	33	1,049	890	159
2025-2026	36	2	34	496	747	32	15	1,290	444	846
Average	32	13	18	478	756	35	22	1,292	908	384



Membership Composition April 2026 Cumulative



Gender Composition April 2026 Cumulative

